



WINFREE ACADEMY  
CHARTER SCHOOLS  
*Success tomorrow starts today...*

# 2014-2015 Texas Academic Performance Report (TAPR)

Presented to the Board  
January 12, 2016

# Texas Academic Performance Reports

## Reporting Requirements

- The District is required to provide a public hearing for discussion of the Texas Academic Performance Report (TAPR) under the Texas Education Code, §39.306.
- The annual report must be published within two weeks of the public hearing.

## How to access the TAPR

- <http://ritter.tea.state.tx.us/perfreport/account/2015/srch.html?srch=C>

*Search by District or Campus*

- TAPR Glossary  
<http://ritter.tea.state.tx.us/perfreport/tapr/2015/glossary.html>

– Spanish Available  
January 2016



WINFREE ACADEMY  
CHARTER SCHOOLS  
*Success tomorrow starts today...*

# Texas Academic Performance Reports

- Information to be Reported
  - 2014-2015 District Profile and Academic Performance Data
  - 2013-2014 PEIMS Financial Standard Report
  - 2015-2016 Campus Performance Objectives
  - 2014-2015 Violent and Criminal Incidents Report
  - 2013-2014 Texas Higher Education Coordinating Board Data



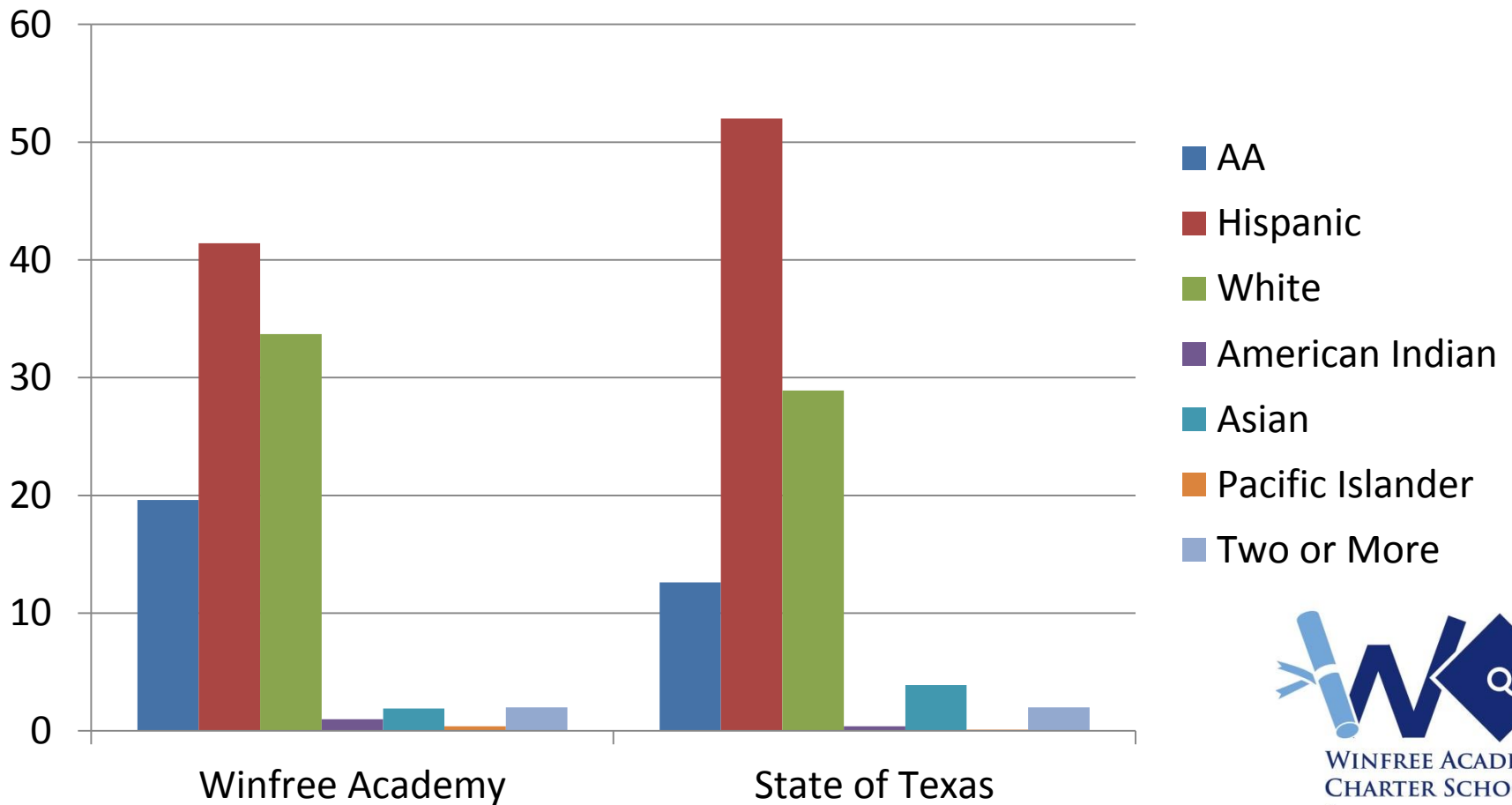
# 2014-2015 WACS Profile

	2014-2015	2013-2014	2012-2013
At-Risk	94.1%	92.7%	92.0%
Economically Disadvantaged	57.2%	53.9%	66.3%
English Language Learners	8.3%	9.5%	13.9%
Special Education	10.1%	12.5%	13.9%
Attendance Rate (-1 year)	81.6%	78.1%	79.9%
Dropouts (-1 year)	18.3%	11.8%	13.4%



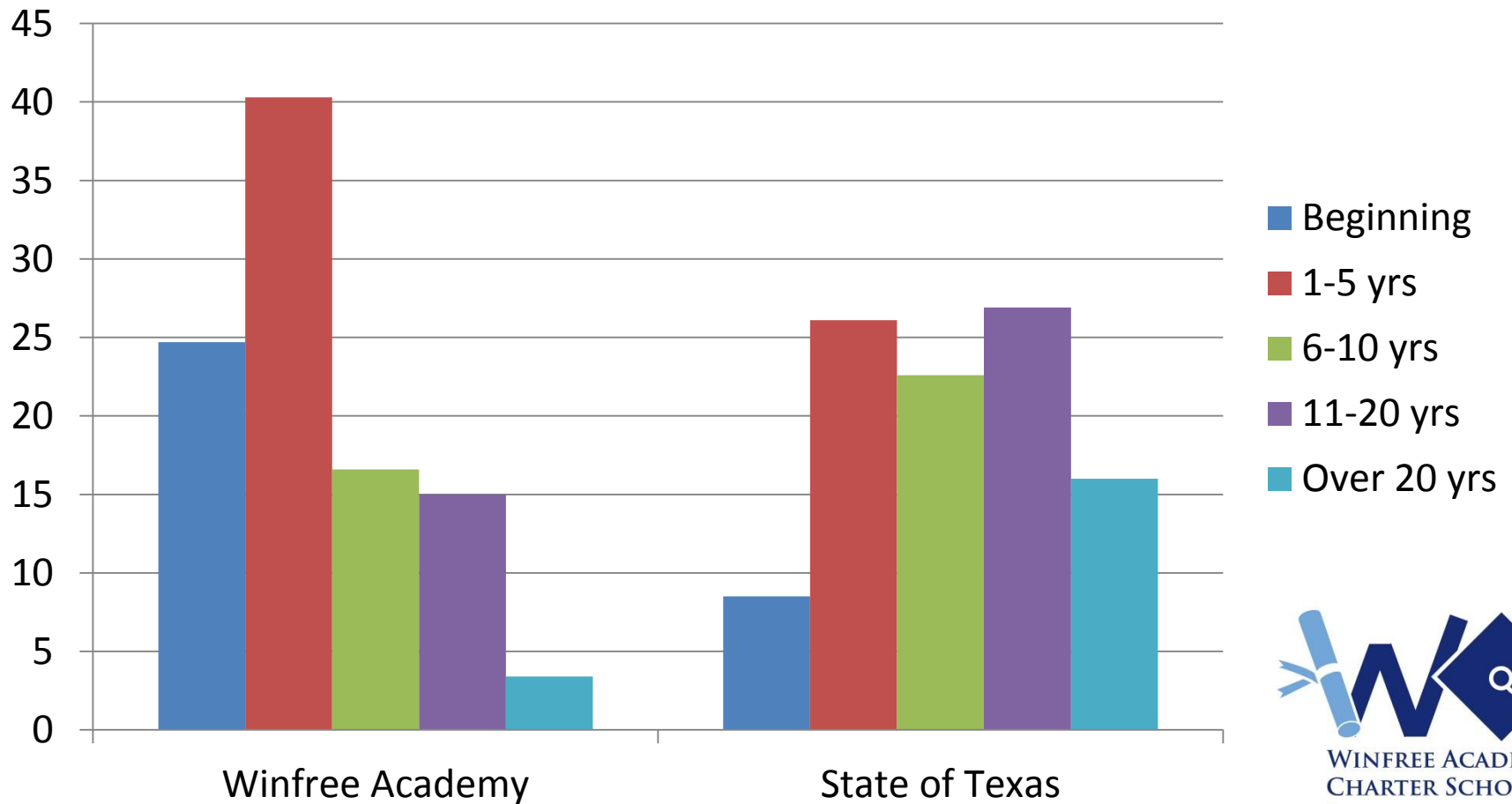
# 2014-2015 WACS Profile

## Ethnic Distribution



# 2014-2015 WACS Profile

## Teacher Experience



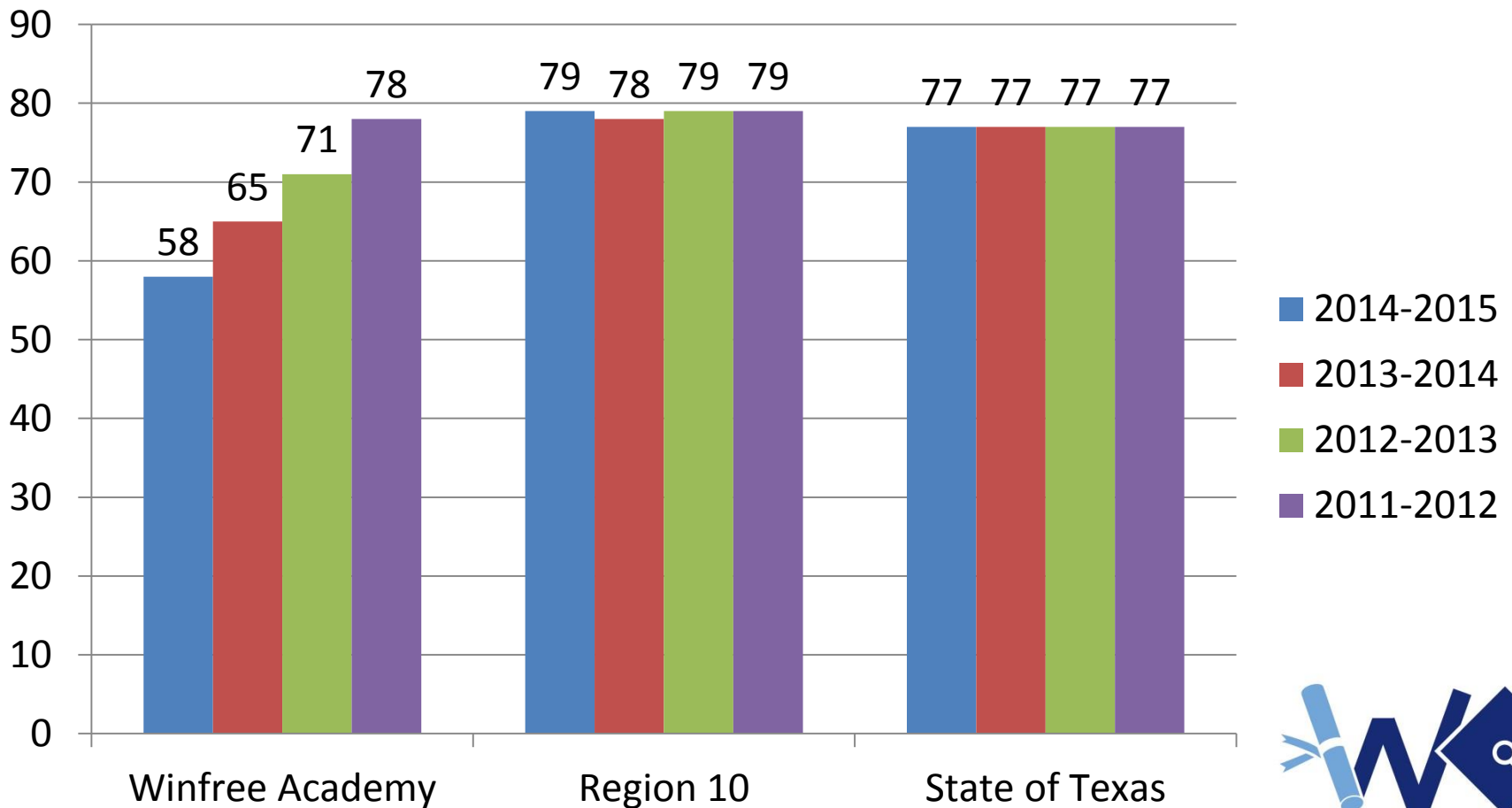
# 2015 State Accountability

2015 Texas State Accountability Rating  
District and All Campuses

**Met Alternative Standard**

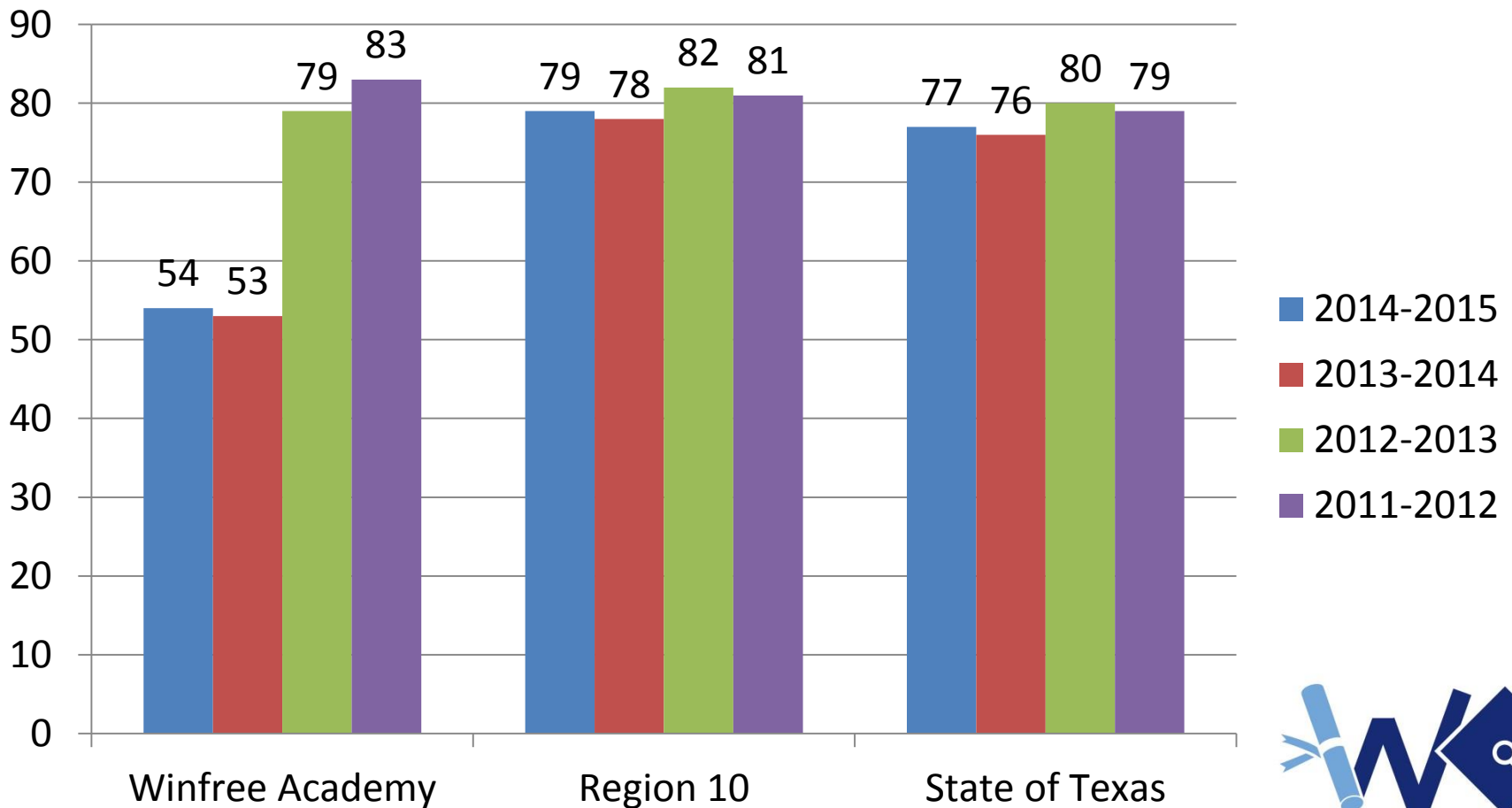


# STAAR Percent at Phase-in 1 Level II or Above All Grades, All Subjects

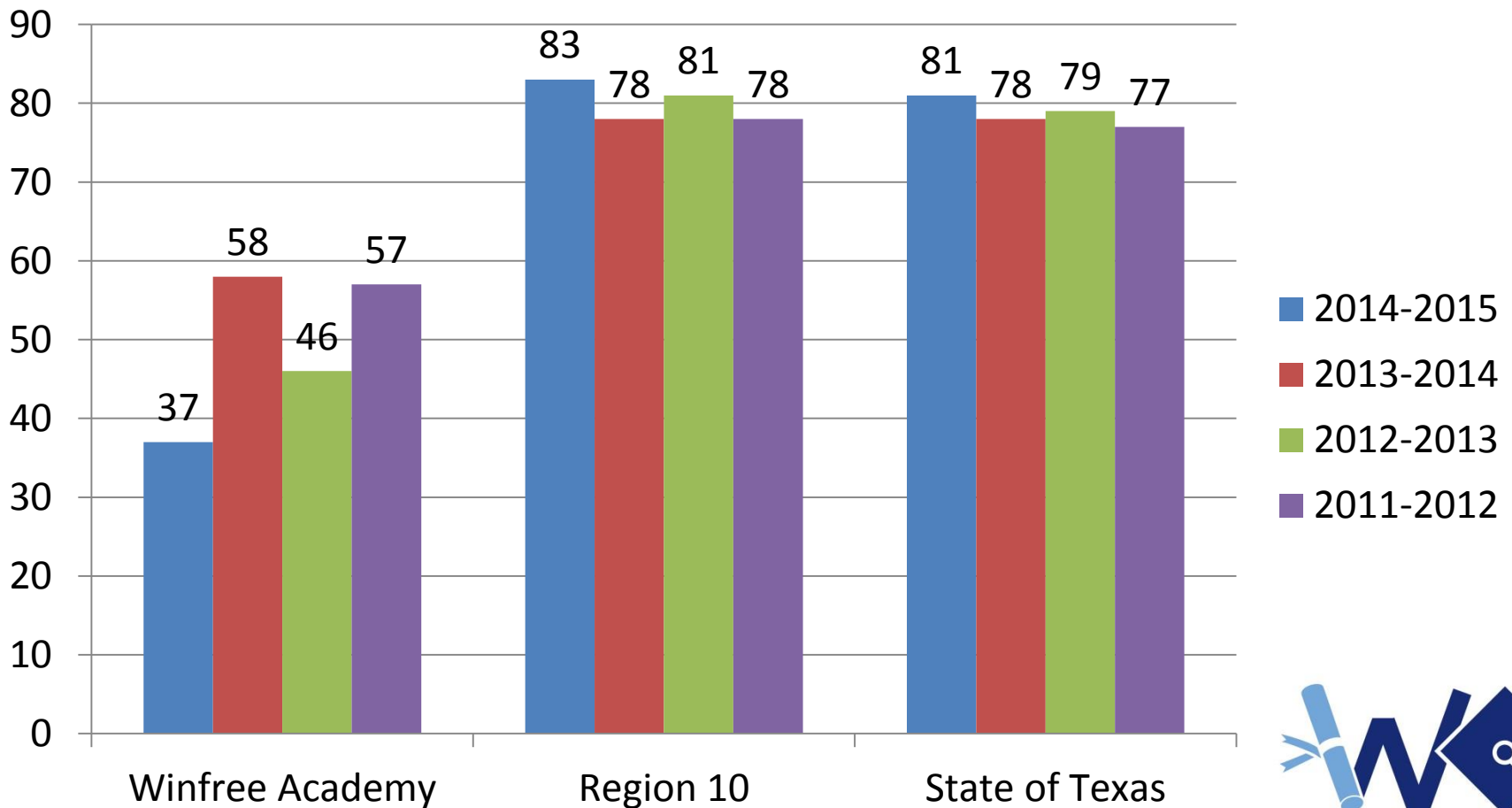




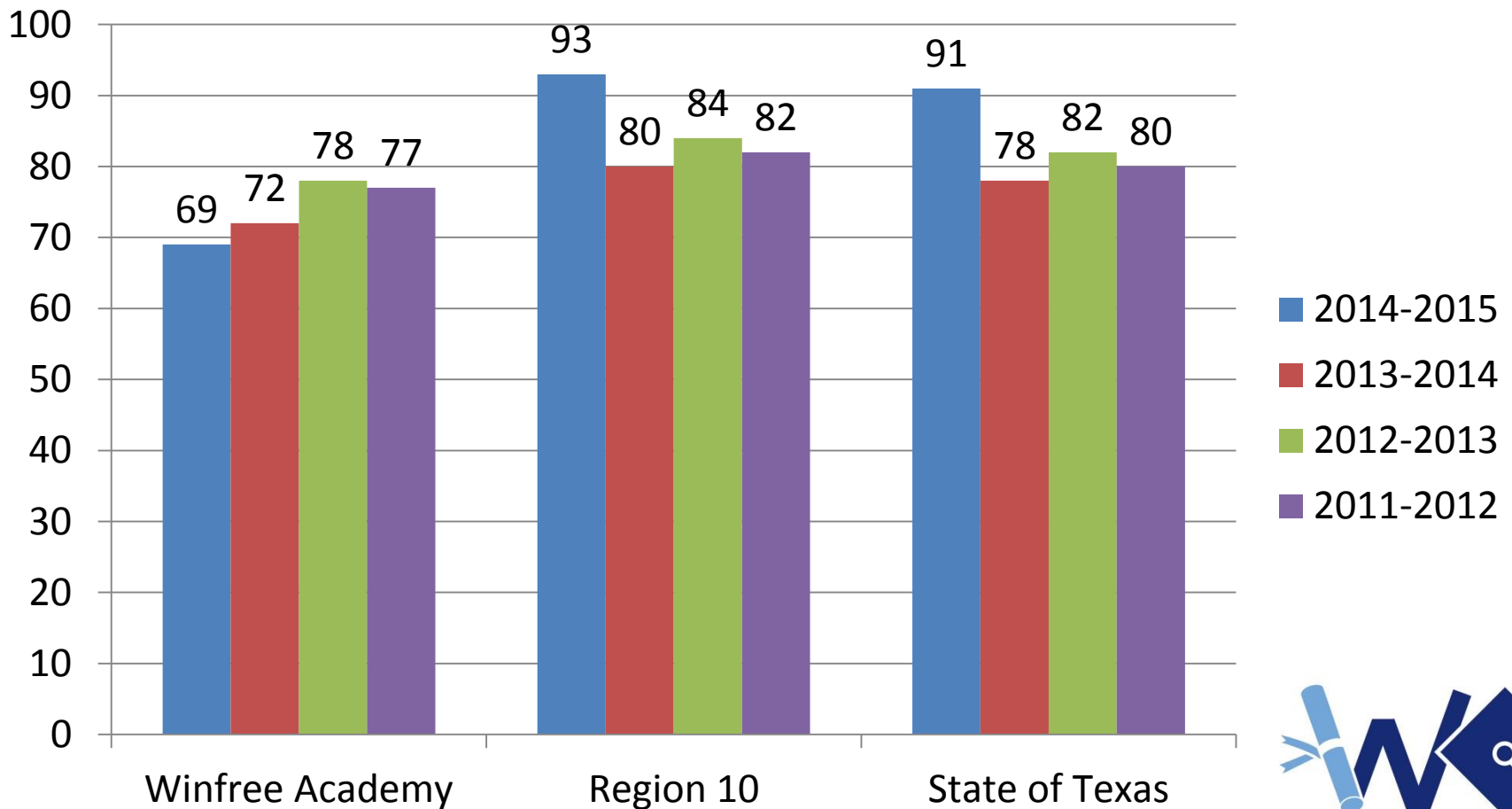
# STAAR Percent at Phase-in 1 Level II or Above English



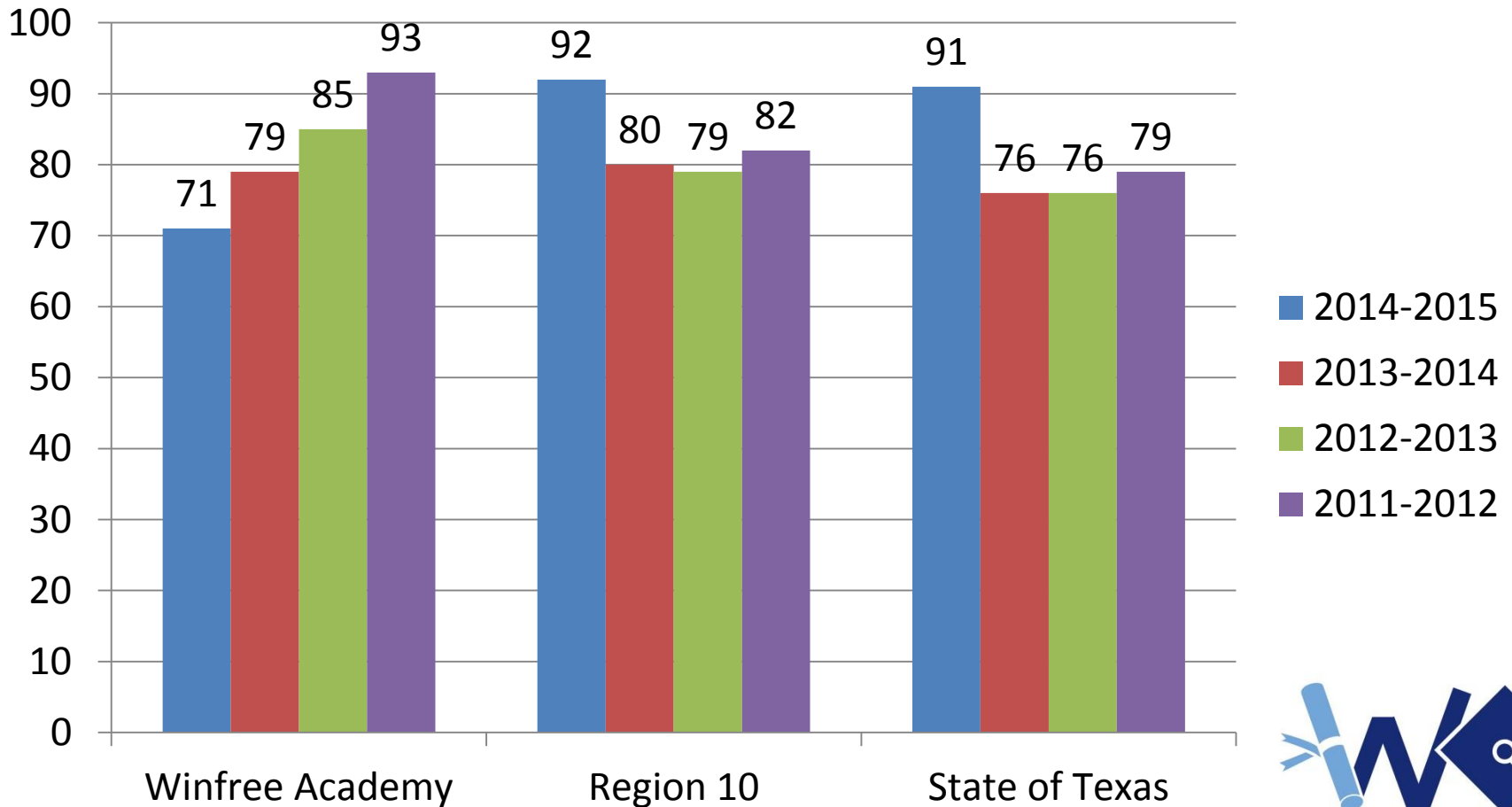
# STAAR Percent at Phase-in 1 Level II or Above Algebra I



# STAAR Percent at Phase-in 1 Level II or Above Biology



# STAAR Percent at Phase-in 1 Level II or Above US History



# 2013-2014 PEIMS Actual Financial Data

This information is no longer included on the last page of the District Academic report.

It is available at:

<http://www.tea.state.tx.us/financialstandardreports/>

Reports have been included in your packet



# 2015-2016 Performance Objectives - WACS

**Goal 1: WACS will clarify the implementation of procedural guidelines, clearly delineate roles and responsibilities, and target increased accountability for reaching established goals.**

- Performance Objective 1: WACS will continually assess efforts in recruiting, developing and retaining a highly qualified staff reflective of and responsive to the needs of the WACS diverse student body.
- Performance Objective 2: Communication among school employees, students, parents and the community at-large will be accurate, consistent, timely, effective and interactive.
- Performance Objective 3: The financing of education in WACS will be equitable and adequate for all students and will reflect fiscal responsibility in budget planning.
- Performance Objective 4: WACS will continue to operate efficiently, explore other revenue sources and manage all funds to maximize benefits that flow to students and that accommodate student growth.
- Performance Objective 5: WACS will continue with the implementation of a long-range construction, building utilization and maintenance plan to ensure the safety and well being of students and staff..
- Performance Objective 6: WACS will target teaching and learning procedural guidelines, as well as roles and responsibilities for increased accountability.



WINFREE ACADEMY  
CHARTER SCHOOLS  
*Success tomorrow starts today...*

# 2015-2016 Performance Objectives - WACS

**Goal 2: Campus leaders will use sound data to assess the needs of the school and maintain focus on research-based effective practices.**

- Performance Objective 1: WACS campus leaders will routinely monitor and analyze data in order to set goals for improved student performance
- Performance Objective 2: WACS campus leaders will utilize and maximize appropriate resources to meet the needs of the campus based on needs assessment and best practices
- Performance Objective 3: WACS campus leaders will measure and report.
- Performance Objective 4: WACS campus leaders will receive individualized training in order to become instructional leaders who will be able to utilize data analysis and best practices to lead their campuses effectively.



# 2015-2016 Performance Objectives - WACS

**Goal 3: WACS will partner with parents and community stakeholders who have a vested interest in the success of the school through focused communication, increased opportunities for accelerated student achievement, and long-term sustainability of efforts.**

- Performance Objective 1: WACS will expand and refine efforts in communicating with students, parents and the community.
- Performance Objective 2: WACS will establish and administer comprehensive school-business and school-community partnership programs.
- Performance Objective 3: WACS will achieve 85% or higher cumulative ADA for all students
- Performance Objective 4: WACS will achieve 95% participation rate in all state assessments





# 2015-2016 Performance Objectives - WACS

**Goal 4: WACS will create a culture and environment that keeps students safe, disciplined, and aware of the expectations for behavior and learning.**

- Performance Objective 1: WACS will foster safety, discipline, and character.
- Performance Objective 2: WACS will ensure that students are provided the support and education to behave in ways that cause them to be physically fit, emotionally healthy and drug-free.
- Performance Objective 3: WACS will maintain a safe and disciplined environment conducive to student learning and employee effectiveness.
- Performance Objective 4: WACS will collaborate with focused commitment.
- Performance Objective 5: Dropout rates for the 2015-2016 school year will decrease from those reported in the 2013-2014 school year.



# 2015-2016 Performance Objectives - WACS

**Goal 5: WACS will connect professional learning experiences, strategic evaluation processes, while implementing high-yield instructional strategies, resulting from data-driven decisions.**

- Performance Objective 1: WACS will ensure that students' competence reaches or exceeds grade-level standards in reading, writing, mathematics, science and social studies.
- Performance Objective 2: WACS will improve the performance of all students in the area of Algebra I EOC to exceed minimum passing rates.
- Performance Objective 3: WACS will close the achievement gap for at-risk students including limited English proficient, special education, economically disadvantaged and/or recent enrollees.
- Performance Objective 4: WACS will align curriculum and assessments.
- Performance Objective 5: WACS will implement research-based instructional strategies.
- Performance Objective 6: WACS will use data to plan instruction.
- Performance Objective 7: WACS will provide meaningful professional development learning experiences to all staff with a focus on improving student achievement.



WINFREE ACADEMY  
CHARTER SCHOOLS  
*Success tomorrow starts today...*

# 2015-2016 Performance Objectives - WACS

- Performance Objective 8: WACS cohort graduation rate for the Class of 2016 will exceed the cohort graduation rate for the Class of 2014.
- Performance Objective 9: WACS will increase number of students graduating on the Recommended/Distinguished High School Programs in the 2015- 2016 school year as compared to the 2013-2014 school year.
- Performance Objective 10: WACS will increase the percentage of Beginner/Intermediate students showing growth through TELPAS for the 2015-2016 school year compared to the percentage from the 2014-2015 school year.
- Performance Objective 11: WACS will increase LOTE (foreign language) completions to at least 70% for those who enroll in a LOTE course



# 2014-2015 Criminal or Violent Incident Report

## Number, Rate, and Type of Violent or Criminal Incidents by Campus 2013-2014

Campus	11	12	13	14	15	16	17	18	19	29	30	31	32	36	37	46	47	48	Total
Irving	0	0	0	0	0	0	0	0	0	0	0	0	0	0	0	0	0	0	0
Lewisville	0	0	0	0	0	0	0	0	0	0	0	0	0	0	0	0	0	0	0
Richardson	0	0	0	0	0	0	0	0	0	0	0	0	0	0	0	0	0	0	0
Grand Prairie	*	0	0	*	0	0	0	0	0	0	0	0	0	*	0	0	0	0	*
North Richland Hills																			
Denton	0	0	0	0	0	0	0	0	0	0	0	0	0	0	0	0	0	0	0
Total	*	0	0	*	0	0	0	0	0	0	0	0	0	*	0	0	0	0	

\*Counts less than 5 and greater than 0 are masked with the "\*" value to comply with FERPA



# 2014-2015 Criminal or Violent Incident Report

Number, Rate, and Type of Violent or Criminal Incidents by Campus  
Three Year Longitudinal Study

Year	Number of Incidents	Discretionary Offenses	Mandatory Offenses
2014-2015	*	0	*
2013-2014	*	0	*
2012-2013	11	11	*
2011-2012	13	11	*